

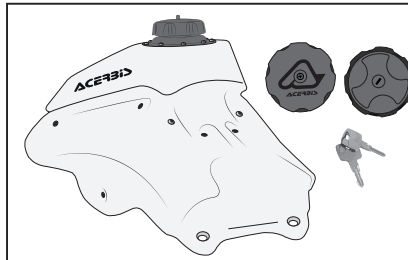
## FUEL TANK FILTER FILTRO BENZINA

COD. 500007718 REV.3

### ACERBIS PARTS



A - (1 PCS)



It can be used on all Acerbis tanks with key, with internal diameter 52mm.

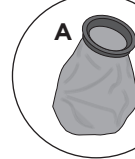
Può essere utilizzato su tutti i serbatoi Acerbis con chiave, con diametro interno 52mm.

1



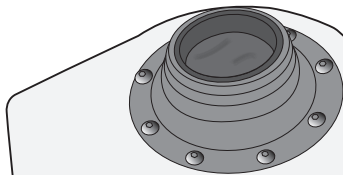
**Unscrew the Acerbis fuel cap.**  
Svitare il tappo del serbatoio Acerbis.

2



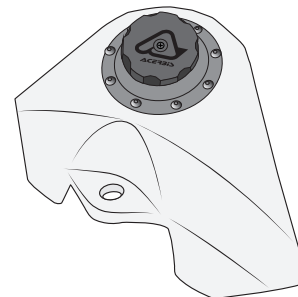
**Insert the fuel filter (A).**  
Inserire il filtro benzina (A).

3



**Make sure the filter is properly inserted.**  
Assicurarsi che il filtro sia ben inserito.

4



**Screw the cap back on.**  
Riavvitare il tappo.

### WARNING!

Use Acerbis' products at your own risk. Check the safety of your device before you ride. Be sure that you follow the instructions for installing the Acerbis' products. Do not ride if there is missing or damaged hardware. If this is the case, take the item immediately back to your dealer. Make sure the throttle and other controls are free every time you ride. Not following these instructions and warnings could lead to interference with the controls, loss of control, and accidents. Acerbis recommends that installation must be done by a licensed mechanic and that only Acerbis' original parts are used during installation. Acerbis makes no guarantees or representations, express or implied, regarding the fitment of its product for any particular purpose. Acerbis makes no guarantees or representations, express or implied, regarding the extent to which its products protect individuals or property from injury or death or damage.

#### EUROPE

ACERBIS ITALIA S.P.A.  
VIA SERIO, 37  
24021 ALBINO (BG)  
ITALY

#### U.S.A.

ACERBIS U.S.A. INC.  
MAIL P.O. BOX 2030  
SUN VALLEY, ID 83353  
SHIP 110 LINDAY CIRCLE  
KETCHUM, ID 83340  
U.S.A.

#### UNITED KINGDOM

ACERBIS U.K LTD  
UNIT 4 DUNFERMLINE COURT,  
KINGSTON, MILTON KEYNES  
MK10 0BY  
GREAT BRITAIN